

DUCTED AIR CONDITIONING

YEAR ROUND COMFORT FOR YOUR HOME
2014/2015



ECONAVI

INVERTER

Panasonic

PANASONIC LEADS THE WAY

Ducted Air Conditioning Specialists

With more than 30 years of experience, exporting to more than 120 countries around the world, Panasonic is unquestionably one of the leaders in the air conditioning sector. The company is also a world leader in innovation as it has filed more than 91,539 patents to improve its customers' lives. In all, the company has produced more than 200 million compressors and its products, particularly residential air conditioners now hold the No.1 market share in Japan and other major countries in Asia. You can be assured of the extremely high quality of Panasonic's air conditioners.



We offer a range of ducted air conditioning solutions for homes and medium-sized buildings such as apartments, offices and restaurants. Consisting of an outdoor unit and a concealed indoor unit, a ducted system delivers air through ducting pipes (usually in the ceiling) into each room via vents on the floor, wall or ceiling. Panasonic ducted systems look very

discreet and have been designed with flexibility in mind, which is extremely helpful when designing a system for your home, and also makes installation much easier. A Panasonic ducted air conditioner will provide years of comfort for you and your family, and it will add value to your home as ducted air conditioning is a highly desirable feature for home buyers.



THE 2014 BEST GLOBAL GREEN BRANDS

Interbrand has announced its 2014 ranking of Best Global Green Brands. In this year's ranking Panasonic was ranked number five, fulfilling our eco pledge "For future generations, Panasonic aims to become the No.1 Green Innovation Company in the Electronics Industry."

At Panasonic, our eco pledge is more than just a tagline; it's a harmonious way of life that we take very seriously. Panasonic was founded based on the philosophy of contributing to progress in society and to enriching people's lives through business activities. By offering products that help people lead better, greener lives, we are making good on our strong commitment to continuous environmental sustainability management.

2014 Brand Ranking Top 10

- 1 FORD
- 2 TOYOTA
- 3 HONDA
- 4 NISSAN
- 5 **Panasonic**
- 6 NOKIA
- 7 SONY
- 8 ADIDAS
- 9 DANONE
- 10 DELL

Interbrand's Best Global Green Brands 2014 report is a look at sustainability with performance data powered by Deloitte and consumer perception data. Interbrand evaluates organisations based on market perception; actual environmental performance; and products and services.

*Source: Best Global Green Brands 2014, Interbrand.
Go to www.bestglobalgreenbrands.com for more information.



**PANASONIC ECO CITY
TIANJIN, CHINA**

INTELLIGENT ECO SENSORS



REDUCES INEFFICIENT AIR CONDITIONING

Providing outstanding energy-saving performance, Panasonic's ducted air conditioning systems can be connected to ECONAVI to detect when energy is being wasted.

ECONAVI senses the presence or absence of people and the level of activity in each area of a room. When unnecessary heating or cooling is detected, indoor units are individually controlled to match room conditions for energy-saving operation.



UP TO 28%* VERIFIED ENERGY SAVING
With the set temperature increased by 2°C during cooling.

DETECTION OF THE LEVEL OF ACTIVITY ENABLES OPTIMUM POWER SAVING


Presence or absence of people and the level of activity in the room are detected in real time. Set temperature is automatically adjusted to optimise the power consumption.



MORNING
Reduced cooling when there are fewer people



AFTERNOON
Thorough cooling when there is a higher level of activity



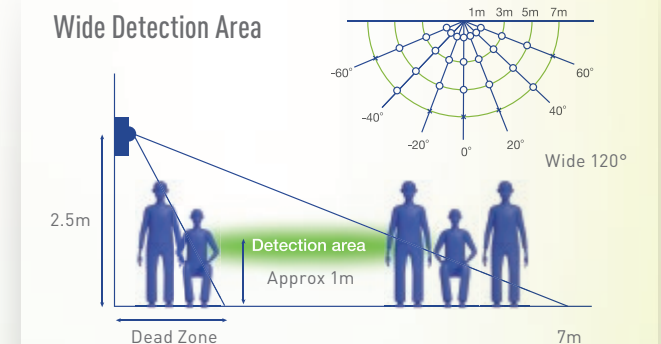
NIGHT
Automatic Thermo Off depending on conditions at the end of the day*

* Depending on conditions, the settings can change to switch off after 3 hours, thermo off or temperature shift.

Test method
* ECONAVI sensor allows energy saving by allowing set temperature to increase by up to 2°C during times when lower levels of human activity or human presence are detected. Tested with a uniform level of human activity and with doors opened and closed a uniform number of times. At each set temperature between 24°C and 28°C, cumulative power consumption over 3 hour period measured and compared. Maximum possible energy saving is 28% based upon the power consumption difference.

SENSOR IS REMOTELY LOCATED TO MAXIMISE THE ENERGY-SAVING EFFECT

The ECONAVI sensor offers installation flexibility and can be installed in the main living area where most activity occurs.




A sensor is remotely set to maximise the detection area.

Installation flexibility ready for indoor unit replacement and layout changes.

Test conditions
* Panasonic test room (29m²). Indoor unit: S-100PU1 (Single 4-way Cassette 10kW) Outdoor unit: U-100PE1 (Single DLX 10kW). Cooling operation, set temperature of 24 to 28°C, Hi airflow setting.

DELUXE WIRED REMOTE CONTROLLER

Easy-to-use, with multiple energy saving functions at your finger tips



ACTUAL SIZE

LARGE 3.5" FULL-DOT LCD WITH WHITE LED BACKLIGHT

Characters and icons are clearly displayed for perfect visibility. With the white LED backlight, you can now change the temperature during the night without even turning on the light.

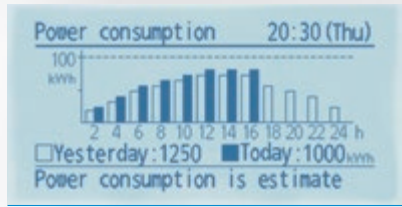


STYLISH, EASY-TO-USE TOUCH KEY DESIGN

The elegant, flat design features large touch keys in a simple layout enabling easy, intuitive operation.



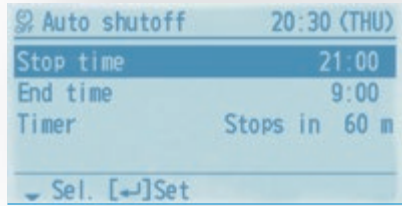
ENERGY CONSUMPTION DISPLAY AND LOG FUNCTION



Energy Consumption Monitoring Display

Graphs of daily, weekly and annual power consumption are displayed. A visual representation of power consumption lets you confirm the energy-saving effect and quickly detect energy-wasting operation. This helps to further improve energy saving.

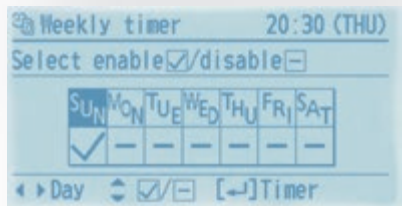
MULTIPLE CONTROL SETTINGS TO MEET A WIDE RANGE OF AIR CONDITIONING NEEDS



Auto Shutoff

Air conditioning automatically stops after a set time, so you don't have to worry about forgetting to switch the unit off. Even if you manually switch the unit back on after it has stopped, it automatically switches off again after the set time.

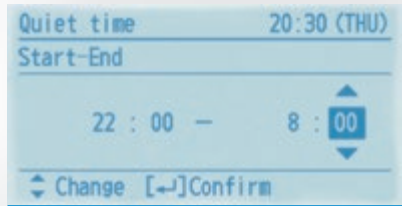
WIDE RANGE OF CONTROLS FOR EXTRA CONVENIENCE



Weekly Timer

This lets you specify 8 Start/Stop times and temperature presets for each day of the week.

CONVENIENT CONTROLS



Quiet Operation Mode

There's a Quiet mode that reduces the outdoor unit's operating noise. The mode can be switched On/Off and the Start/End times can be set with the remote controller.



CLASS LEADING FEATURES

Control, comfort & reassurance

ENERGY SAVING TECHNOLOGIES

Panasonic combine Inverter technology with our exclusive ECONAVI sensor* technology to create a powerhouse energy-saving ducted air-conditioning system. These clever technologies benefit both the environment and your power bill, so your green intention won't prevent you from living a comfortable life.

*ECONAVI sensor (CZ-CENSC1) needs to be purchased separately.



QUIET OPERATION

Panasonic ducted systems are amongst the quietest in the world, so you can enjoy the comfort of running your air conditioner at night and still have a relaxing sleep. The outdoor unit is also very quiet which means you don't have to worry about keeping your neighbours up either.

DESIGNED FOR THE AUSTRALIAN ENVIRONMENT

Our ducted systems boast an outstanding operating temperature range. Cooling operation is possible even when it is a scorching 46°C outside, which is perfect for Australia's hot summer days and the heating operation is designed to operate even when it's a freezing -20°C outside, so even the coldest parts of Australia are covered.



COLD DRAFTS REDUCED DURING WINTER

Cold drafts during start-up are a common unwanted side effect of ducted air conditioning systems. During heating mode Panasonic ducted air conditioners employ clever sensor technology that allows airflow to enter the room when it has been warmed. This great feature reduces cold drafts, keeping you comfortable at all times.

SUPERIOR TECHNOLOGY MAKES SUPERIOR SYSTEMS

- Demand Response ready
- Panasonic Inverter technology
- DC fan motor
- Incredibly quiet operation
- Compact indoor and outdoor design
- High static pressure allows flexible ducting design



YOU CAN COUNT ON PANASONIC

Panasonic air conditioners are manufactured to the highest quality standards to ensure years of reliable comfort. We even back our reliability by offering a full 5 year parts and labour warranty.

COMPLETE CLIMATE CONTROL

Panasonic ducted systems include easy to use controls. Basic settings like on/off, temperature adjustment, operation mode, and fan speed adjustment are all at your fingertips. The system also allows detailed settings like weekly timers and Panasonic ducted systems can be easily zoned by your installer to allow complete flexibility in which rooms you heat or cool. You may also monitor your energy usage* or adjust your temperature during the night without turning on the light.

* An optional Deluxe Wired Remote Controller [CZ-RTC3] is required to perform this function.



Wired Remote Controller [CZ-RTC2]

The wall control with its large LCD display gives you full operational access and can be easily customised to suit your unique requirements.



Deluxe Wired Remote Controller [CZ-RTC3]

An optional backlit LED large controller can be installed in your bedroom so you can change the temperature during the night without turning on the light.



ECONAVI Sensor [CZ-CENSC1]

An optional intelligent ECONAVI sensor helps to further increase energy saving performance. It automatically adjust the cooling or heating performance through the detection of human presence or absence and human activity levels.



SPECIFICATIONS

OUTDOOR UNIT

Sits outside your home



INDOOR UNIT

Hidden in your ceiling



Capacity			6.0KW	7.1KW	10.0KW		12.5KW		14.0KW
Model Name	Indoor Unit		S-60PE1R5A	S-71PE1R5A	S-100PE1R5A	S-100PE1R5A	S-125PE1R5A	S-125PE1R5A	S-140PE1R5A
	Outdoor Unit		U-60PE1R5A	U-71PE1R5A	U-100PE1R5A	U-100PE1R8A	U-125PE1R5A	U-125PE1R8A	U-140PE1R5A
Power source	Phase/Hz		1 Phase/ 50Hz	1 Phase/ 50Hz	1 Phase/ 50Hz	3 Phase/ 50Hz	1 Phase/ 50Hz	3 Phase/ 50Hz	1 Phase/ 50Hz
	V		230V 240V	230V 240V	230V 240V	400V 415V	230V 240V	400V 415V	230V 240V
Cooling capacity	kW		6.0 (2.5 - 7.1)	7.1 (2.5 - 8.2)	10.0 (3.3 - 12.5)	10.0 (3.3 - 12.5)	12.5 (3.3 - 14.0)	12.5 (3.3 - 14.0)	14.0 (3.3 - 15.5)
			7.0 (2.0 - 8.5)	8.0 (2.0 - 9.0)	11.2 (4.1 - 14.0)	11.2 (4.1 - 14.0)	14.0 (4.1 - 16.0)	14.0 (4.1 - 16.0)	16.0 (4.1 - 18.0)
Heating capacity	BTU/h		20,500 (8,500 - 24,200)	24,200 (8,500 - 28,000)	34,100 (11,300 - 42,700)	34,100 (11,300 - 42,700)	42,700 (11,300 - 47,800)	42,700 (11,300 - 47,800)	47,800 (11,300 - 52,900)
			23,900 (6,800 - 29,000)	27,300 (6,800 - 30,700)	38,200 (14,000 - 47,800)	38,200 (14,000 - 47,800)	47,800 (14,000 - 54,600)	47,800 (14,000 - 54,600)	54,600 (14,000 - 61,400)
EER : COP	W/W		3.24 : 3.41	3.23 : 3.48	3.36 : 3.52	3.36 : 3.52	3.21 : 3.37	3.21 : 3.37	3.15 : 3.52
Total power input	Cooling : Heating	kW	1.85 : 2.05	2.20 : 2.30	2.98 : 3.18	2.98 : 3.18	3.90 : 4.16	3.90 : 4.16	4.45 : 4.55
Indoor Unit									
Current	Cooling : Heating	A	0.85 : 0.85 0.86 : 0.86	1.24 : 1.24 1.25 : 1.25	1.72 : 1.72 1.74 : 1.74	1.72 : 1.72 1.74 : 1.74	1.82 : 1.82 1.84 : 1.84	1.82 : 1.82 1.84 : 1.84	2.62 : 2.62 2.70 : 2.70
Dimensions	H x W x D	mm	290x1,100 (+100)x700	360x1,100 (+100)x700	360x1,100 (+100)x700	360x1,100 (+100)x700	430x1,100 (+100)x700	430x1,100 (+100)x700	430x1,100 (+100)x700
Net weight		kg	35	42	44	44	48	48	53
Air volume	Cooling : Heating	L/s	366 : 366	500 : 500	666 : 666	666 : 666	833 : 833	833 : 833	1,000 : 1,000
External static pressure		Pa	70 (Max.100)	100 (Max.150)	100 (Max.150)	100 (Max.150)	100 (Max.150)	100 (Max.150)	100 (Max.150)
Sound pressure level (H/M/L)	Cooling : Heating	dB(A)	43 / 41 / 40 : 43 / 41 / 40	45 / 44 / 43 : 45 / 43 / 44	48 / 46 / 44 : 48 / 46 / 44	48 / 46 / 44 : 48 / 46 / 44	49 / 47 / 45 : 49 / 47 / 45	49 / 47 / 45 : 49 / 47 / 45	51 / 49 / 47 : 51 / 49 / 43
Sound power level (H/M/L)	Cooling : Heating	dB(A)	60 / 58 / 57 : 60 / 58 / 57	62 / 61 / 60 : 62 / 61 / 60	70 / 68 / 66 : 70 / 68 / 66	70 / 68 / 66 : 70 / 68 / 66	71 / 69 / 67 : 71 / 69 / 67	71 / 69 / 67 : 71 / 69 / 67	73 / 71 / 69 : 73 / 71 / 67
Number of fan speeds			3	3	3	3	3	3	3
Drain pipe size		mm	VP-25	VP-25	VP-25	VP-25	VP-25	VP-25	VP-25
Outdoor Unit									
Current	Cooling : Heating	A	7.85 : 8.80 7.65 : 8.60	9.10 : 9.30 8.80 : 9.00	11.8 : 12.7 11.40 : 12.3	3.95 : 4.25 3.80 : 4.10	16.0 : 17.2 15.4 : 16.6	5.30 : 5.70 5.10 : 5.50	17.8 : 18.1 17.2 : 17.5
Dimensions	H x W x D	mm	996 x 940 x 340	995 x 940 x 340	1,416 x 940 x 340	1,416 x 940 x 340	1,416 x 940 x 340	1,416 x 940 x 340	1,416 x 940 x 340
Net weight		kg	68	69	98	98	98	98	98
Air volume	Cooling : Heating	L/s	1,000 : 1,000	1,000 : 1,000	1,833 : 1,583	1,833 : 1,583	2,166 : 1,833	2,166 : 1,833	2,250 : 2,000
Sound pressure level (Silent mode)	Cooling : Heating	dB(A)	48 (46) : 50 (48)	48 (46) : 50 (48)	52 (50) : 52 (50)	52 (50) : 52 (50)	53 (51) : 53 (51)	53 (51) : 53 (51)	54 (52) : 55 (53)
Sound power level (Silent mode)	Cooling : Heating	dB(A)	65 (63) : 67 (65)	65 (63) : 67 (65)	69 (67) : 69 (67)	69 (67) : 69 (67)	70 (68) : 70 (68)	70 (68) : 70 (68)	71 (69) : 71 (69)
Piping connections	Liquid/Gas	m	Ø9.52 / Ø15.88	Ø9.52 / Ø15.88	Ø9.52 / Ø15.88	Ø9.52 / Ø15.88	Ø9.52 / Ø15.88	Ø9.52 / Ø15.88	Ø9.52 / Ø15.88
Pipe length	min. - max.	m	5 - 50	5 - 50	5 - 75	5 - 75	5 - 75	5 - 75	5 - 75
Elevation difference (OU located lower, OU located higher)		m	15, 30	15, 30	15, 30	15, 30	15, 30	15, 30	15, 30
Maximum chargeless length		m	30	30	30	30	30	30	30
Refrigerant at shipping, Additional gas amount		g	R410A 2,000, 50 (g/m)	R410A 2,350, 50 (g/m)	R410A 3,400, 50 (g/m)	R410A 3,400, 50 (g/m)	R410A 3,400, 50 (g/m)	R410A 3,400, 50 (g/m)	R410A 3,400, 50 (g/m)
Operation ranges	Cooling : Heating	°C	-15 to 46 : -20 to 24	-15 to 46 : -20 to 24	-15 to 46 : -20 to 24	-15 to 46 : -20 to 24	-15 to 46 : -20 to 24	-15 to 46 : -20 to 24	-15 to 46 : -20 to 24

FOR FUTURE GENERATIONS

**PANASONIC
DUCTED AIR
CONDITIONING**
YEAR ROUND COMFORT
FOR YOUR HOME

Panasonic aims to become the No.1 green innovation company in the electronics industry

Panasonic was founded on the philosophy of contributing to progress in society and to enriching people's lives. By offering products that help people lead better, greener lives, we have made close ties with people worldwide.



Panasonic Australia Pty Limited
1 Innovation Road, Macquarie Park, NSW 2113
ABN 83 001 592 187

www.panasonic.com.au

Panasonic

- Specifications are subject to change without notice for further improvement • The contents of this catalogue are effective as of Sept 2014.
- Due to printing considerations, the actual colours may vary slightly from those shown • All graphics are provided merely for the purpose of illustrating a point